

Berne, July 2016

## ROPETECH adventure park Berne

ROPETECH is an adventure park amidst the natural tree population of the Dählhölzliwald in Berne. Ten parcours lead through the forest at a height of 4 to 23 meters and offer a unique experience. Due to the different difficulties of the parcours, every visitor will find a fitting course. The mixture of experience of nature, thrill, and action guarantees unforgettable impressions. Bridges and zip lines with a total length of 3'000 meters lead through the forest – ROPETECH is one of the biggest adventure parks in Switzerland.

Always secured with karabiners, the differently challenging obstacles can be crossed. Climbing up and down the trees is an exciting experience. Attached with pulleys, riding the zip lines is a lot of fun.

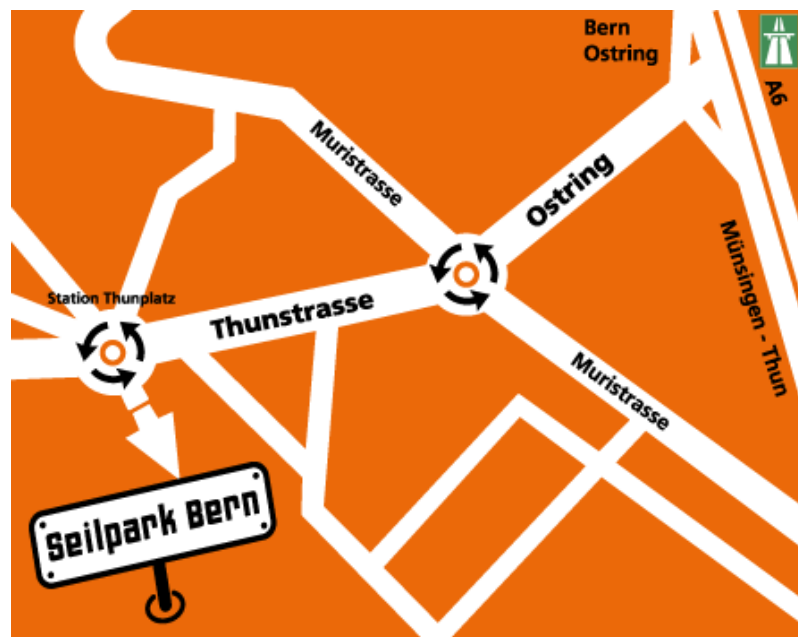
The latest hit is the so called Powerfan that lets you experience free downfall from a height of 30 meters. Come and feel this unique challenge!

### 1 How to reach us

ROPETECH is located in the entrance of the Dählhölzli forest near the Thunplatz in Berne.

#### 1.1 Public Transport

It is recommended to come by public transport. The tram lines 7 (toward Ostring) and 8 (toward Saali) and the bus lines 19 (toward Elfenau) and 28 (toward Wankdorf) carry you from the main station to the stop "Thunplatz" in about 10 minutes. The adventure-park is located at the entrance of the Dählhölzli-forest (at a 2 minute walk from the stop "Thunplatz").



#### 1.2 By car

After leaving the Autobahn at the exit „Bern Ostring“, you will reach the roundabout „Burgernziel“ after 320 meters. Follow the signs to „Zentrum“ for another 550 meters until you arrive at „Thunplatz“ with a bus- and tramstop in the middle of the roundabout. Leave the roundabout at the fifth exit and enter the forest. After passing the parking area you are at the entrance of the park.

GPS directions: Thunplatz 15, 3005 Bern

#### 1.3 Car parking

There are few parking spots at the entrance of the park. The parking spots are subject to fee. In the neighborhood there are some more parking spots (blue parking zone).

### 2 Opening hours

In consequence of high wind or thunderstorm the park can be closed at any time. In case of doubt, please contact us at 031 351 09 11 (available on workdays from 11 a.m. to 3 p.m.). Else, the park is open as follows:



April through October	open daily	10.00 - 19.00*
Weekends in November		10.00 - 18.00
Winter season	only for groups on request	10.00 - 18.00

Last check-in for visitors without valid customer card 2.5 hours before park closure, for visitors with valid customer card (both tests up-to-date) 2 hours before park closure.

Opening hours are subject to alterations.

\* October 10:00 – 18:00

## 3 Admission

### 3.1 Single person

Child < 16 years	CHF 28.00
Student/senior	CHF 33.00
Adult	CHF 38.00
Powerfan single jump	CHF 10.00
Powerfan in combination with park entry	CHF 5.00

### 3.2 Cards

Season ticket children's course	CHF 170.00
Season ticket child < 16 years	CHF 170.00
Season ticket student/senior	CHF 180.00
Season ticket adult	CHF 190.00

The season tickets are personal – holders must identify themselves at every visit.

### 3.3 Families

1 adult, 2 children	CHF 85.00
1 adult, 3 children	CHF 105.00
2 adults, 1 child	CHF 95.00
2 adults, 2 children	CHF 115.00
2 adults, 3 children	CHF 135.00

### 3.4 Groups / School / Boy-scouts

Groups of ten or more people have to make a reservation before visiting us ([www.ropetech.ch](http://www.ropetech.ch)). They will get a 10% discount on their entrance fee. School and boy-scout groups even get a CHF 5.00 discount per person. The discount is also applied to the teacher or group-leader.

Minors have to bring a written consent of a parent before climbing the parcours. Please download the according form from our internet site. You will also find the form at the end of this document.

Prices are subject to alterations.

For further questions, please contact us at [info@ropetech.ch](mailto:info@ropetech.ch)



Berne, March 2012

## Rules of the ROPETECH adventure park

### 1 General provisions in the ROPETECH park

#### 1.1 Follow instructions

All visitors have to understand and accept the rules of the park before entering it. The instructions of the ROPETECH crew as well as the signage in the park must be followed. Non-compliance can result in exclusion from the park.

#### 1.2 Risks

Climbing the parcours can be risky: clothes can be ruined or damaged, dents (e.g. by the harness) or injuries can occur.

All visitors of the park have to secure themselves correctly at all times to ensure against risks. High hazard risks include downfall or even death. By following the rules the risks are minimized.

#### 1.3 Responsibility

The visitors access the park independently and on their own responsibility. Visitors who endanger themselves or other visitors will be excluded from the park.

#### 1.4 Insurance and liability

The customers are liable for themselves. They have to make sure that their health- and casualty-insurance coverage is sufficient.

#### 1.5 Legal proceedings

In any case of legal proceeding, Swiss law will be applied. The court of jurisdiction will be Berne.

#### 1.6 Admission

The admission to the ROPETECH adventure park Thunplatz is only possible with a valid ticket. The admission fee includes the equipment for a maximum duration of 4 hours (Powerfan 30 min.), the instruction, the assistance by the ROPETECH crew, and the access to the selected climbing system (self-belay, children's course or Powerfan).

#### 1.7 Equipment

It is strictly forbidden to climb without the complete safety equipment. No other than the equipment provided by ROPETECH can be used.

Leaving the equipment unattended, taking it off while climbing, or passing it on to another party is strictly forbidden. If the equipment is taken off (e.g. in order to use the bathroom) its fit has to be checked by a member of the ROPETECH crew before climbing on.

#### 1.8 Alcohol, drugs

It is strictly forbidden to enter the park after having consumed alcohol or any kind of drugs.

#### 1.9 Trash

Do not throw your trash on the ground! It is also forbidden to smoke, drink or eat on the parcours.

#### 1.10 Playground

The playground is not observed by the ROPETECH crew. Children have to be accompanied by an adult when accessing the playground. All visitors access the playground on their own responsibility.

#### 1.11 Public Platform

Everybody is allowed to access the public platform. Reservations can be made online ([www.ropetech.ch](http://www.ropetech.ch)). The maximum of 6 adults or 12 children (or other combinations, factor 1:2) cannot be exceeded. The use of the platform happens at own risk.



## 2 Conditions to enter the ROPETECH adventure park

### 2.1 General conditions

#### 2.1.1 Shoes

To enter the park, gym- or trekking shoes and pants (no dresses or skirts) must be worn. Wearing scarfs or thick jackets is not recommended.

#### 2.1.2 Long hair

Guests with long hair have to wear a hairnet for their safety.

#### 2.1.3 Loose objects

Loose objects that could fall down while climbing have to be attached. Please ask for a sling or leave your objects with the park crew.

#### 2.1.4 Maximum Weight

For your safety, the maximum weight allowed on the parcours is 120 kg (240 pounds, 18 stone, 265 lb).

#### 2.1.5 Children younger than 18 years

Children younger than 18 years have to show the written agreement of their parents before entering the ROPETECH park.

#### 2.1.6 Selection of the parcours

Children aged 4 to 9 can climb on the children's parcours A, B, and C. Persons from 8 to 99 years can climb on the parcours 1 to 7. Before entering the park, children aged 8 or 9 have to decide which parcours they want to ascent, since different equipment is needed for the children's and the regular parcours.

The Powerfan can be used by all people older than 4 years and heavier than 40 kg. Using the Powerfan in combination with the park entry is possible (subject to surcharge).

### 2.2 Self-belay Parcours 1 to 7

#### 2.2.1 Theory and practical test

Before entering the park, every person has to pass the theory-test and the practical test error-free at least once every year.

#### 2.2.2 Attendance

Children younger than 14 years have to be accompanied by an adult (maximum 4 children per adult). Professional ROPETECH guides can be hired for an additional fee. Please book your guide in advance.

#### 2.2.3 Partner-check

The parcours cannot be entered alone. Following the method of the partner-check, two partners control each other before and while climbing. This check must take place at every transfer on the parcours. The partner-check contains a visual and – if necessary - manual control.

#### 2.2.4 Minimum height

To be allowed on the easier parcours (1 & 2) one must be able to reach 140 cm (4ft 7in). To be allowed on all the other parcours, one must be able to reach 170 cm (5ft 7in). The height is measured with stretched arms.

#### 2.2.5 Age restrictions

Children are allowed to enter the park according to the following restrictions:

8-9 years: Parcours 1 & 2

10 years +: all Parcours

Parcours 4 and 7 require strengths and agility. We recommend them for people aged 14 and older.



## 2.3 Children's Courses A to C

### 2.3.1 Preparation

To prepare for the climbing on the children's parcours, the accordant instruction and the demonstration parcours have to be completed.

### 2.3.2 Minimum height

To be allowed on the children's parcours one must be able to reach 100 cm (3ft 4in). The height is measured with stretched arms.

### 2.3.3 Age restrictions

The children's parcours with continuous belay system can be entered by children aged 4 to 9.

### 2.3.4 Attendance

All children have to be attended by a responsible adult who watches them from the ground at all times.

## 2.4 Powerfan

### 2.4.1 Preparation

To prepare for the free downfall, the accordant instruction must be followed.

### 2.4.2 Age restrictions

The Powerfan can be used by all people older than 4 years and heavier than 40 kg.

### 3 Behavior on the parcours

#### 3.1 Self-belay Parcours 1 to 7

##### 3.1.1 Always attached

Climbers on the self-belay parcours have to make sure that always at least one karabiner is attached on the cable. In no case, one is allowed to be on the parcours without being secured. Visitors who are not secured will be expelled from the park.

##### 3.1.2 Fixed direction

There's only one way to tour the parcours. The end of every bridge and zip-line is taped yellow. It is forbidden to enter bridges or zip-lines from the side with the yellow tape (one-way).

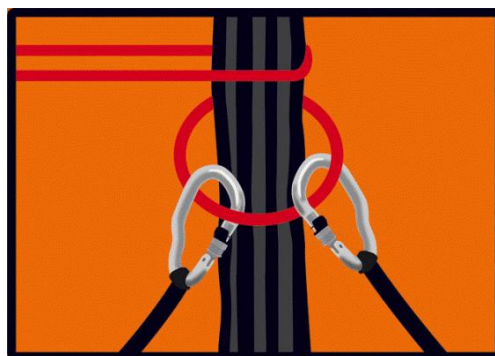
##### 3.1.3 Behavior in case of blocking

The following steps have to be taken in the case of blocking due to technical malfunction or anxiety: make sure that the blocked persons are secured, then call for assistance. All people have to stay attached on the belay-system until assistance (park crew) arrives.

##### 3.1.4 Platforms

A maximum of 3 people can stand on a small platform at once. On the big platform, a maximum of 10 people is allowed.

On the platforms you must **hook the karabiners on to the red cable** (around the tree).

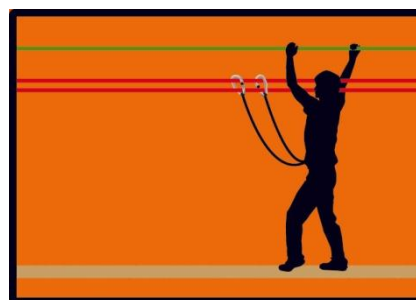
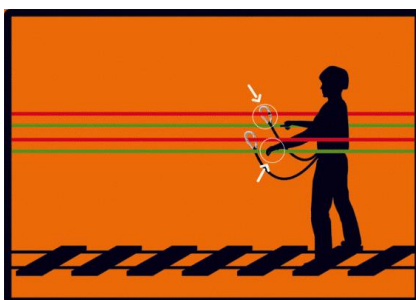
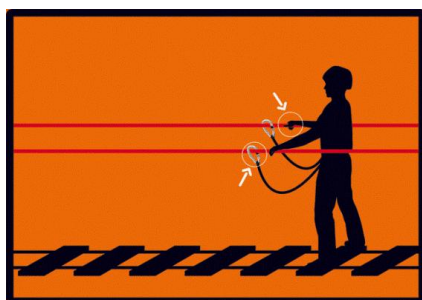


##### 3.1.5 Bridges

Maximum 1 person is allowed to walk on a bridge at a time. It is strictly forbidden to jump, rock or swing on the bridges.

On bridges you **hook both karabiners on to the red cables**, if there is a green cable, you can hold on to it while crossing the bridge.

If the two **red cables are mounted one upon the other** (parcours 7), you **attach both karabiners (one in each direction) on both red cables**.






### 3.1.6 Zip-Lines

Before you attach to the zip-line, you need to make sure, that the way is free.

To attach on the zip-line you **first hook both pulleys** on to the blue ropes, **then you hook one karabiner after the other behind the pulley and fix them on the pulley.**

Depending on your weight and the position of the zip-line you may not arrive at the platform on the end of the zip-line. In this case you turn around and pull yourself backwards to the next platform. Don't go back to the platform you started from!

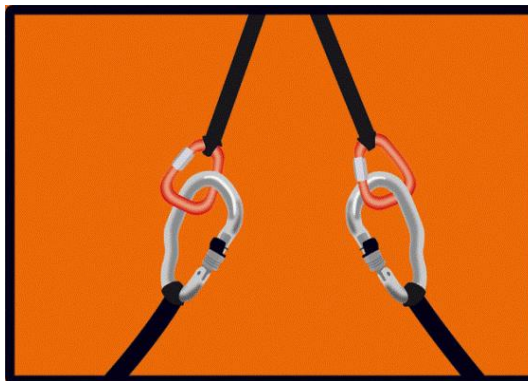
The **pulleys** are always attached **on the blue ropes**.



### 3.1.7 Ascends and descends


To ascend or descend you secure yourself with an anti-fall-guard. Attach both **karabiners** (one at a time) **on the red loops** of the anti-fall-guard.

After ascending or descending you attach one karabiner after the other on the red rope.



### 3.1.8 Swing

To do the swing you attach one **karabiner** after the other on to the **red cable (loop)**. The swing ends in a climbing-net to which you must hold on with both hands. Then you attach one **karabiner** after the other **directly on to the net** and you pull the **red slings** toward you in order to secure yourself on it. Attach one **karabiner** after the other on the **red loops**.



## 3.2 Behavior on the children's courses A to C

### 3.2.1 Always attached

The children's parcours are equipped with a continuous belay system. At the beginning of each parcours, the speed runner is attached to the rope. The whole parcours is completed without removing or transferring the speed runner (security system).

There's only one way to tour the parcours. It is strictly forbidden to go the other way.



### **3.2.2 Behavior in case of blocking**

In case of a blocking, the park staff has to be advised.

For safety reasons, it is strictly forbidden to all people but the staff to ascent the children's course.

The ladder cannot be used by the parents of the climbing children.

### **3.2.3 Platforms / elements**

For safety reasons, only one child at a time is allowed on the elements. On the platforms, a maximum of two children is allowed.

Please make sure that the children adapt their pace of climbing to their abilities, size, weight, and age.

## **3.3 Behavior on the Powerfan**

The Powerfan pulls you up to a height of 30 meters. You are secured with a special safety harness. Up in the trees, it will pause and suddenly let you fall down. Before you get close to the ground, the Powerfan slows down and softly stops you. Visitors must always be supervised by a staff member.

## **4 Questions or uncertainties**

Please contact us if you have any questions or uncertainties. We will be happy to help you.





## Consent for minors

*Written form, valid for one visit only*

The signatory (legal guardian\*) confirms that the children and/or adolescents (under 18) stated below are allowed to climb in the ROPETECH adventure park.

The signatory also confirms having read, understood and accepted the general terms and conditions of the ROPETECH GmbH. The signatory knows about the risks of a visit to the ROPETECH adventure park.

Date of the visit: \_\_\_\_ (DD) . \_\_\_\_ (MM) . \_\_\_\_\_ (YYYY)

### Legal guardian:

Name, first name	Date of birth

### Participating minors:

Name, first name	Date of birth

## RISK ADVICE

Climbing the parcours can be risky: clothes can be ruined or damaged, dents (e.g. by the harness) or injuries can occur. All visitors of the self-belay parcours have to secure themselves at all times with the karabiners or the rope-rollers to ensure against risks. High hazard risks include downfall and serious injuries. By following the instructions the risks are minimized.

Date: .....

Signature: .....

\* The following persons are considered as legal guardians:

- parents
- camp leaders
- teachers
- custodians